



CEEP

Central Europe Energy Partners

The European Green Deal – state of play – a Central European Perspective

Brussels, 11.03.2020

Alina Sulowska, PhD, Policy Advisor



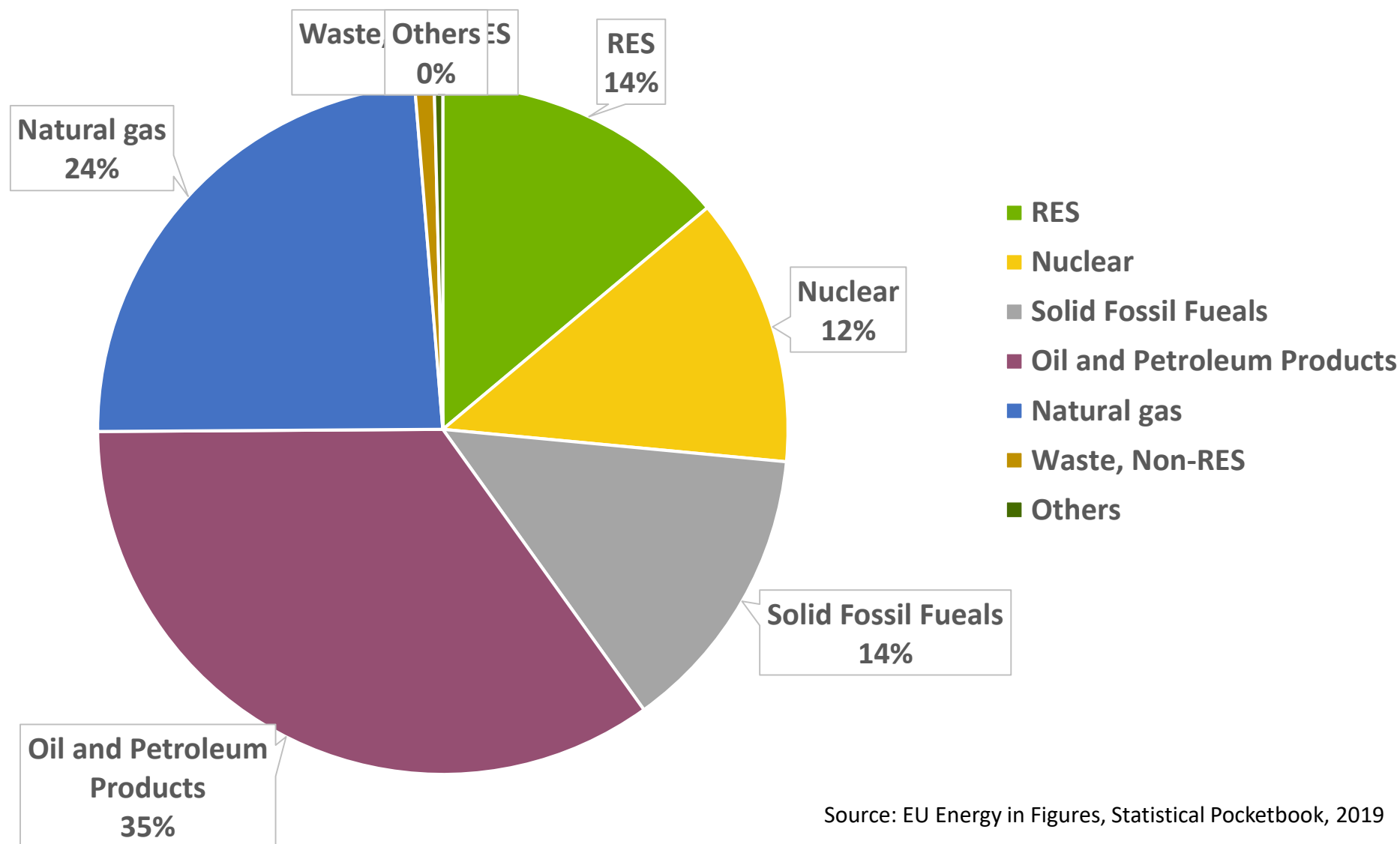
EGD is a ‘transformation of the EU’s economy for a sustainable future’.



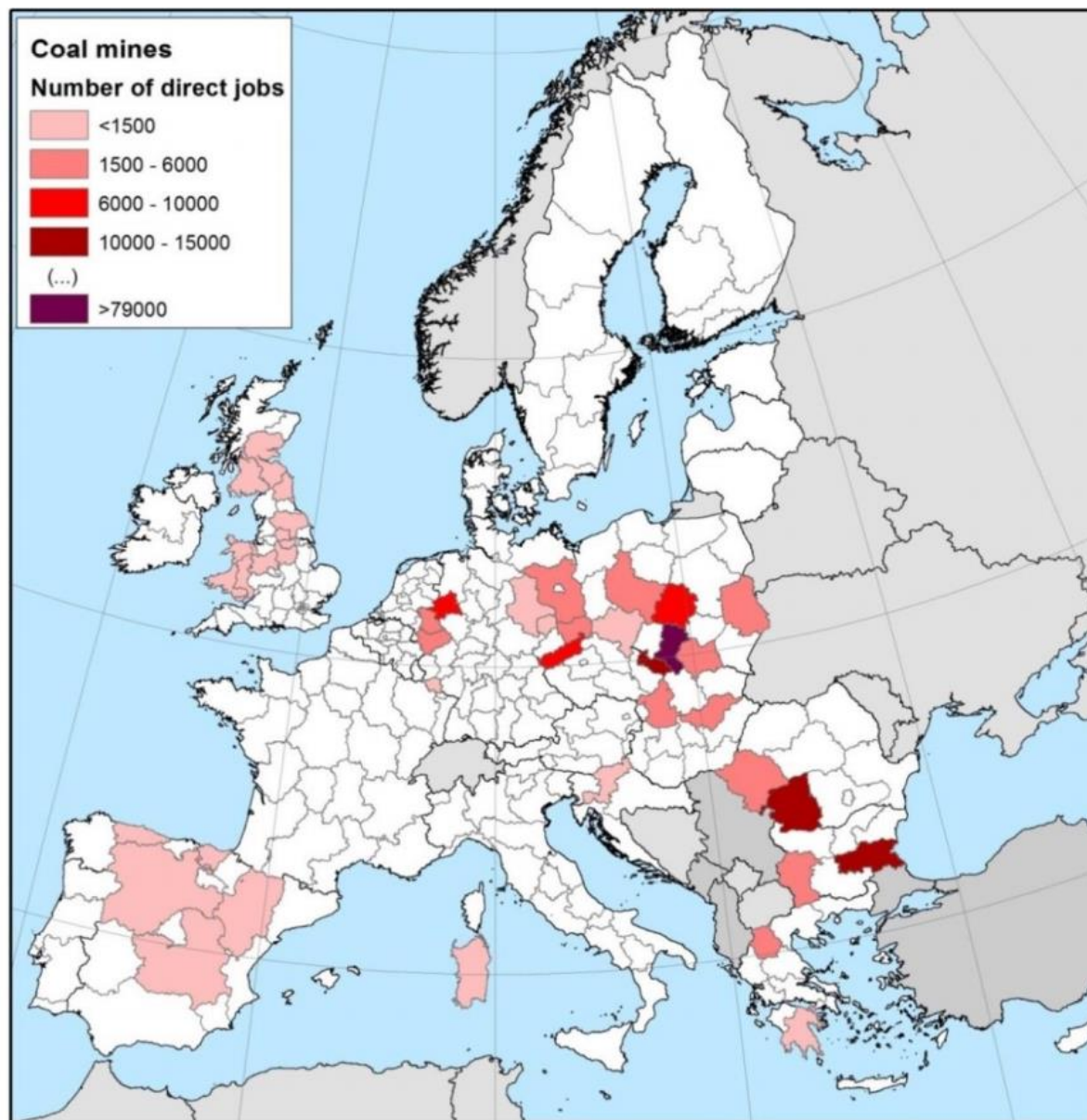
Key elements of the **European Green Deal** include:

- ➡ 1. Increasing the EU’s climate ambition for 2030 and 2050
- ➡ 2. Supplying clean, affordable and secure energy
- ➡ 3. Mobilising industry for a clean and circular economy
- ➡ 4. Building and renovating in an energy and resource efficient way
- ➡ 5. Accelerating the shift to sustainable and smart mobility
- 6. From ‘Farm to Fork’: a fair, healthy and environmentally friendly food system
- 7. Preserving and restoring ecosystems and biodiversity
- 8. A zero pollution ambition for a toxic-free environment

EU-28 Gross Inland Consumption, Energy Mix 2017



Coal regions in transition – direct jobs



- ✓ 230,000 jobs in mines and power plants
- ✓ + ca. 1 indirect job per employed person
- ✓ across 31 regions and 11 EU countries

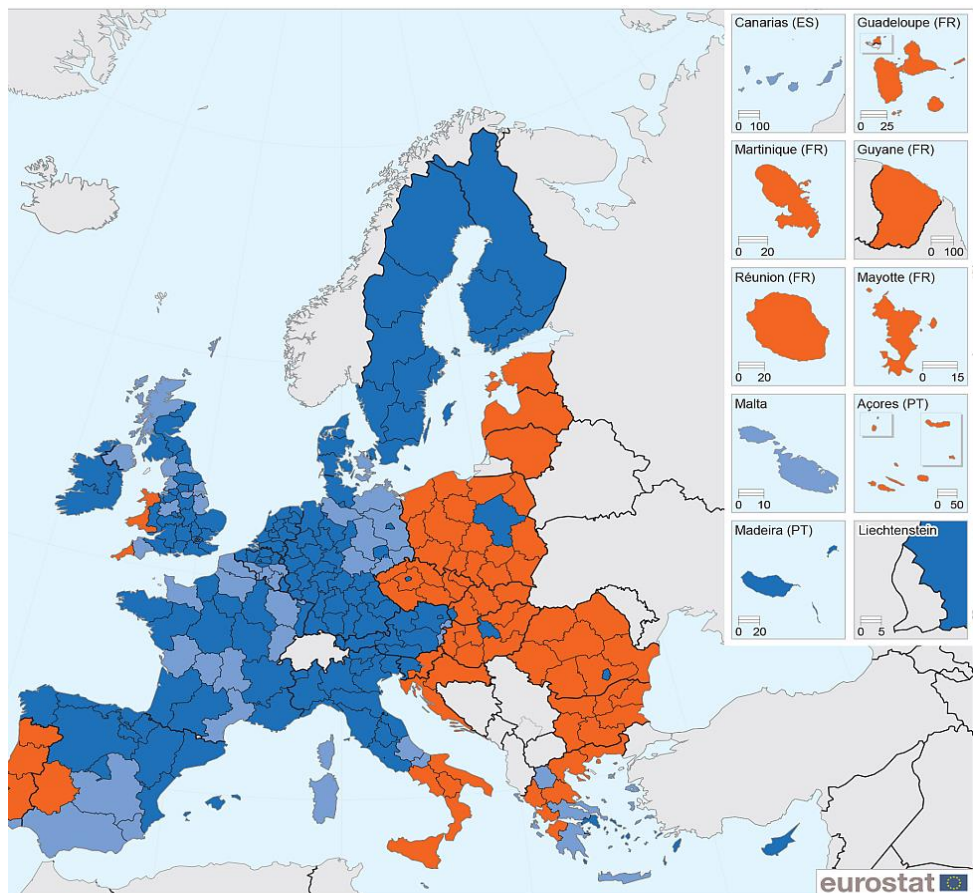
Figure 1: Number of jobs in coal mines in NUTS 2 regions (Source: European Commission, 2017)

NUTS-2 Coal Mining Regions in EU-14 vs. EU-11 countries

NUTS-2	NUTS name	Country
DEA3	Münster	Germany
DEA2	Köln	Germany
DEA1	Düsseldorf	Germany
DEC0	Saarland	Germany
DE40	Brandenburg	Germany
DED2	Dresden	Germany
DEE0	Sachsen-Anhalt	Germany
DED5	Leipzig	Germany
EL53	Dytiki Makedonia	Greece
EL65	Peloponnisos	Greece
ITG2	Sardegna	Italy
ES24	Aragón	Spain
ES12	Principado de Asturias	Spain
ES41	Castilla y León	Spain
ES42	Castilla-La Mancha	Spain
ES21	País Vasco	Spain

NUTS-2	NUTS name	Country
BG34	Yugoiztochen	Bulgaria
BG41	Yugozapaden	Bulgaria
CZ08	Severozápad	Czech Republic
CZ04	Moravskoslezsko	Czech Republic
HU31	Észak-Magyarország	Hungary
PL22	Śląskie	Poland
PL21	Małopolskie	Poland
PL31	Lubelskie	Poland
PL11	Łódzkie	Poland
PL51	Dolnośląskie	Poland
PL41	Wielkopolskie	Poland
RO41	Sud-Vest Oltenia	Romania
O42	Vest	Romania
SK02	Stredné Slovensko	Slovakia
SI03	Vzhodna Slovenija	Slovenia

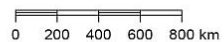
GDP per capita (PPS) in the EU regions and countries



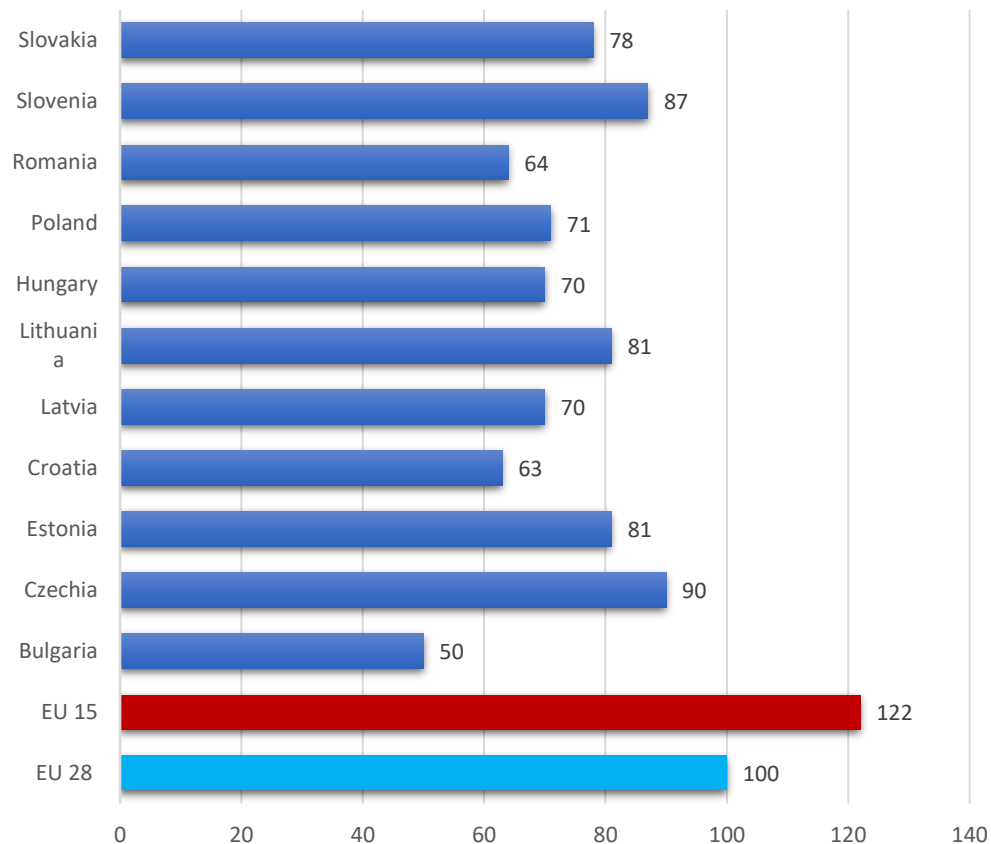
of EU-27 average)

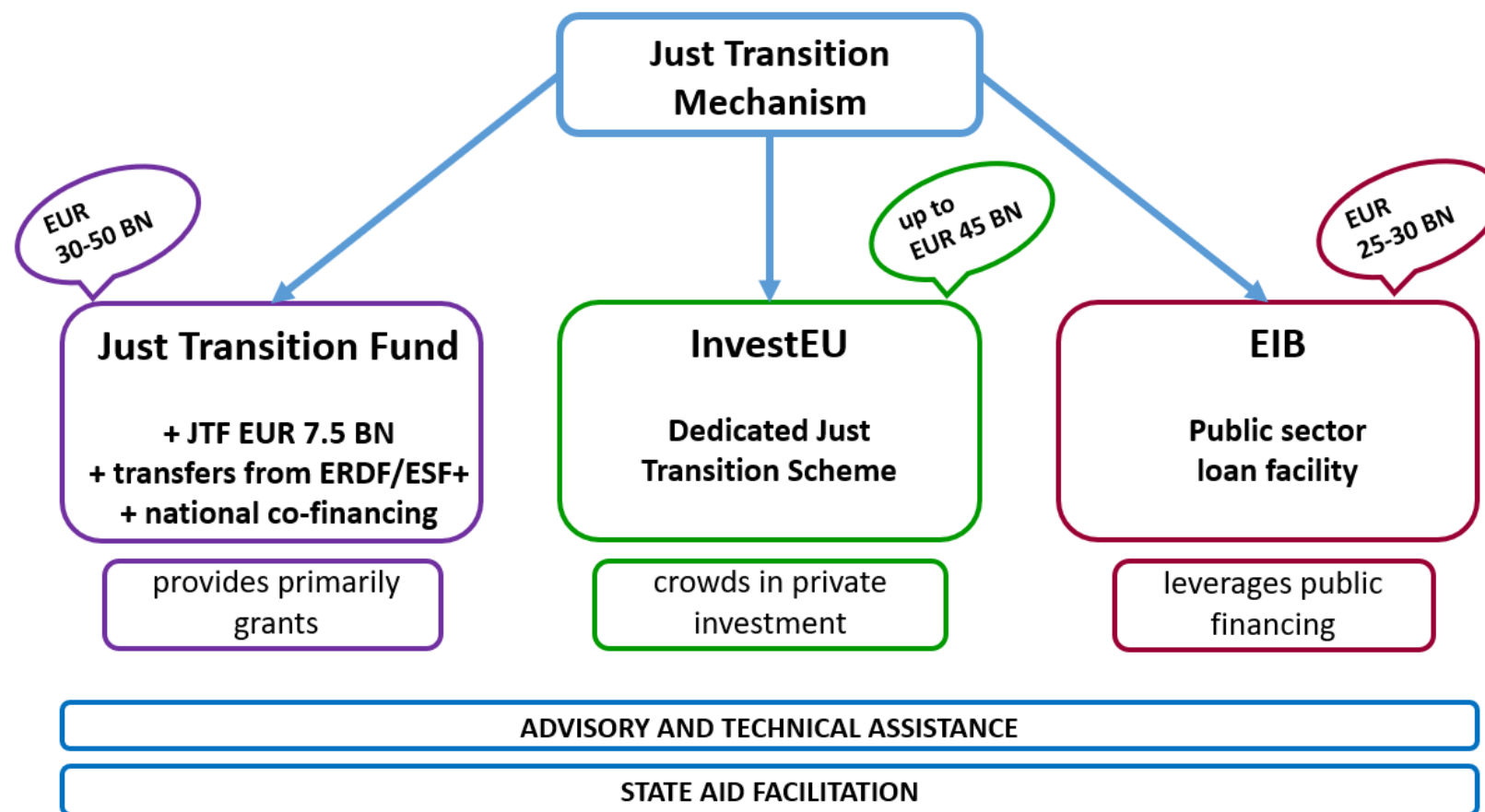
Administrative boundaries: © EuroGeographics © UN-FAO © Turkstat
Cartography: Eurostat — GISCO, 04/2017

- Less developed regions (GDP per inhabitant, < 75)
- Transition regions (GDP per inhabitant, ≥ 75 - < 90)
- More developed regions (GDP per inhabitant, ≥ 90)



GDP per capita in PPS, 2018

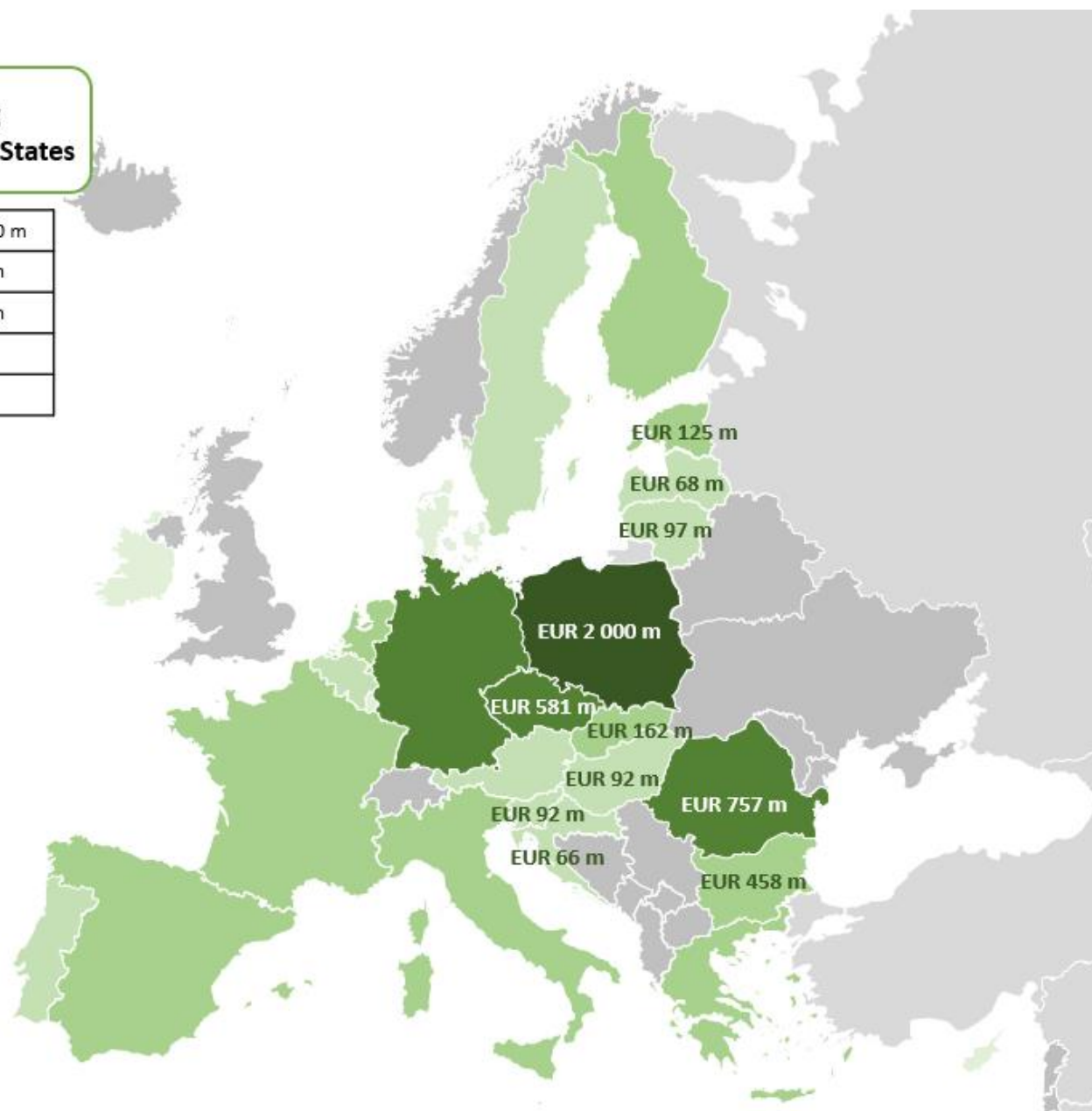




Just Transition Funding

**Just Transition Funding
(EUR 7.5 bn) across Member States**

EUR 2000-1000 m
EUR 999-500 m
EUR 499-100 m
EUR 99-50 m
EUR 49-0 m



- ✓ **CO2 emission intensity (g CO2/kWh)**
- ✓ **Share within energy mix (dispatchable electricity generation capacities)**
- ✓ **GDP per capita (PPS)**
- ✓ **number of jobs in the coal and coal-dependent sectors**

Thank you!

Phone: +32 2 880 72 97

E-mail: brussels@ceep.be

www.ceep.be

 [@CEEP_energy](https://twitter.com/CEEP_energy)

 www.linkedin.com/company/central-europe-energy-partners



CEEP

Central Europe Energy Partners

